

[Seymour Duncan User Group Forums](#) > [Pickups, Pickups, Pickups!](#) > [The Pickup](#)

[Lounge](#)

## Is the Jerry Donahue wiring scheme truly a mystery to the public?

**Welcome, BlueGuitar.**

You last visited: Today at **08:37 AM**  
[Private Messages](#): 0 Unread, Total 7.

[User CP](#) [FAQ](#) [Members List](#) [Calendar](#) [Search](#)

[New Posts](#)

[Mark Forums Read](#)

[Open Buddy List](#)

[Log Out](#)

[Post Reply](#)

Page 1 of 4 [1](#) [2](#) [3](#) [4](#) >

[View First Unread](#)

[Thread Tools](#)

[Search this Thread](#)

[Display Modes](#)

**07-29-2005, 09:02 PM**


**#1**

### [St\\_Genesius](#)

Ultimate Tone Member  
★★★★



Join Date: Jan 2005  
Location: Memphis, TN  
Age: 26  
Posts: 389



### **Is the Jerry Donahue wiring scheme truly a mystery to the public?**

Or are SD just not allowed to post it on their site (per the FAQs)? Have any of you reproduced it? Would discussion of its specifics here by non-SD employees constitute a violation of whatever agreement SD has with Fender?

-----  
[St. G and the Holy Holies](#)

NEW SONG: "O Nostalgia" is now up!



**07-29-2005, 09:04 PM**

**#2**

### [Nite\\_Maresz\\_25](#)

Ultimate Tone Slacker  
★★★★



Join Date: Feb 2005  
Location: corn!!!yummy!!!  
Age: 13  
Posts: 1,674



### **Re: Is the Jerry Donahue wiring scheme truly a mystery to the public?**

go around your neighborhood and ask people, thats the public. (BTW i dont even know who Jerry Donahue is, i had a teacher 2 years ago names Mrs. Donahue....)

-----  
-Alex

#### **My Rig**

Guitar:  
Peavey Raptor  
Amp:  
Peavey Rage 158  
Pedals:  
Ds1 & De7

Current GAS  
Amp:

Head: [Mesa/Boogie F-50](#) combe is always an option also.  
Cab: [Avatar g212H cab](#)


Guitar(s):

[Schecter C-1 FR](#)

[Jackson SL-2H](#)

Quote:

Prince kicked peoples' ass with a flower covered tele,  
Prince may be a \*\*\*\*ing weird-o but damn hes an awesome  
muscian  
-Mephis



07-29-2005, 09:17 PM

#3

[ErikH](#)

Toneologist



Join Date: May 2005  
Location: Fort Worth, TX  
Age: 33  
Posts: 639

**Re: Is the Jerry Donahue wiring scheme truly a mystery to the public?**

Quote:

Originally Posted by **Nite\_Maresz\_25**  
*go around your nieghboorhood and ask people, thats the  
public.  
(BTW i dont even know who Jerry Donahue is, i had a teacher  
2 years ago names Mrs. Donahue....)*


Jerry is one bada\*\* country player. Go pick up the Hellecasters'  
album "Return of the Hellecasters". It's him, Will Ray and John  
Jorgensen. Freakin' amazing playing, all instrumental.

Guitars:

- 1988 Kramer Baretta - Custom Custom
- 1993 Homemade Strat style - JB(b) / Jazz(n)
- 1994 Fender Strat - SSL-6 in the bridge
- 2004 Epiphone Les Paul Std Plus - Custom Custom(b) / Stock(n)

Amps:

- 1990 Marshall JCM900 2100 MkIII
- 1970's Musicman 4X12
- Crate GX-15 Practice Amp



07-29-2005, 09:36 PM

#4

[MikeF](#)

Member




Join Date: Jun 2005  
Location: Closer to tone.  
Age: 37  
Posts: 49

**Re: Is the Jerry Donahue wiring scheme truly a mystery to the public?**

+ 1 on that.

I don't know jack about how he wires those G and L's.....but that  
guy can play his butt off. Coming from a rock and metal guy, I really  
dig the hellecasters. I know it's redundant but they're that cool.  
Hopefully someone knows the scoop, now I'm curious as well.



07-29-2005, 09:37 PM

#5

## Zhangliqun

Ultimate Tone Member  
★★★★★

Join Date: Apr 2004  
Age: 41  
Posts: 597



### Re: Is the Jerry Donahue wiring scheme truly a mystery to the public?

I remember Phil "is the caller there?" Donahue...

*"If there is no God, then everything is permissible." -- Dostoevsky*

*"Not only that, but the gift of reason is then useless, save for rearranging deck chairs on the Titanic." -- Zhangliqun*

*"God is dead." -- Nietzsche*

*"Nietzsche is dead." -- God*



07-29-2005, 09:44 PM


#6

## nepalnt21

Super Toneologist  
★★★



Join Date: Jul 2004  
Location: Maryland, in the good ol U.S. of A.!  
Age: 17  
Posts: 1,410



### Re: Is the Jerry Donahue wiring scheme truly a mystery to the public?

are you wondering what the wiring scheme is, or just the legal matters?

something that a little more me



07-29-2005, 09:45 PM

#7

## St\_Genesius

Ultimate Tone Member  
★★★★★



Join Date: Jan 2005  
Location: Memphis, TN  
Age: 26  
Posts: 389

### Re: Is the Jerry Donahue wiring scheme truly a mystery to the public?

It didn't occur to me that there might be any confusion over what or who I was talking about. It seems to me that others have already done a pretty good job of the who, here's the available info on the what, from the SD FAQ:

Can you give me the wiring diagram for the Jerry Donahue Tele®? At Fender's® request, the JD Tele® schematic is not available for publication. In the meantime, for your reference, here are the selector switch specifications:

Position ONE:

The neck (Strat®) pickup with the tone circuit OUT, affording a clearer, brighter tone to compensate for the inherent dullness normally found in this position. The result: a lead guitar sound that echoes the blues shadings of Clapton, Hendrix, etc.

Position TWO:

The neck (Strat®) pickup with the tone circuit IN, allowing the guitarist to soften the tone for rhythm or mellow leads, as per a stock Tele rhythm pickup.

Position THREE:

The neck and bridge pickups are in the standard stock parallel wiring with the tone circuit IN, enhancing the customary Tele® sound.

Position FOUR:

By combining both pickups with a capacitor and resistor in a controlled degree of reversed phase, the guitar offers a bell-like, rich tone that echoes the classic Strat® sound. Until now, this sound could only be obtained by the use of the bridge and middle pickups on a typical Strat.


Position FIVE:

An updated stock-style bridge pickup with symmetrically staggered pole pieces for great string balance and a special wind for increased sustain. It captures that great old Tele® lead sound that launched post-War popular music in America, and has the same gutsy, "punchy" tone of Jerry's prized '52 Tele®.

By the way, the Fender® Custom Shop Jerry Donahue Signature model uses a Seymour Duncan APTL-3JD Jerry Donahue Model bridge pickup and an APS-2 Vintage Flat pickup for Strat® in the neck position. In any event, the wiring is fairly complex and the key to the Strat® sound is using a Strat® pickup in the neck position. Sorry we can not provide any more detailed information.

[St. G and the Holy Holies](#)

NEW SONG: "O Nostalgia" is now up!



07-29-2005, 09:52 PM

#8

[ErikH](#)

Toneologist



Join Date: May 2005  
Location: Fort Worth, TX  
Age: 33  
Posts: 639

**Re: Is the Jerry Donahue wiring scheme truly a mystery to the public?**

Quote:

Originally Posted by **MikeF**  
+ 1 on that.

*I don't know jack about how he wires those G and L's.....but that guy can play his butt off. Coming from a rock and metal guy, I really dig the hellocasters. I know it's redundant but they're that cool. Hopefully someone knows the scoop, now I'm curious as well.*


He's a nice guy too. I got to meet him and chat for a bit at GC in San Jose back in the 90's. He did a clinic for the morely direct preamp. He was using it himself at the time. Got my Hellecaster CD's autographed too.

Guitars:

- 1988 Kramer Baretta - Custom Custom
- 1993 Homemade Strat style - JB(b) / Jazz(n)
- 1994 Fender Strat - SSL-6 in the bridge
- 2004 Epiphone Les Paul Std Plus - Custom Custom(b) / Stock(n)

Amps:

- 1990 Marshall JCM900 2100 MkIII
- 1970's Musicman 4X12
- Crate GX-15 Practice Amp



07-29-2005, 09:59 PM

#9

## Luke Duke

PRSlustologist



Join Date: Mar 2004  
Location: Little Rock,  
Arkansas  
Age: 24  
Posts: 2,078



**Re: Is the Jerry Donahue wiring scheme truly a mystery to the public?**

Quote:

Originally Posted by **St\_Genesius**

*It didn't occur to me that there might be any confusion over what or who I was talking about. It seems to me that others have already done a pretty good job of the who, here's the available info on the what, from the SD FAQ:*

*Can you give me the wiring diagram for the Jerry Donahue Tele®?*

*At Fender's® request, the JD Tele® schematic is not available for publication. In the meantime, for your reference, here are the selector switch specifications:*

*Position ONE:*

*The neck (Strat®) pickup with the tone circuit OUT, affording a clearer, brighter tone to compensate for the inherent dullness normally found in this position. The result: a lead guitar sound that echoes the blues shadings of Clapton, Hendrix, etc.*

*Position TWO:*

*The neck (Strat®) pickup with the tone circuit IN, allowing the guitarist to soften the tone for rhythm or mellow leads, as per a stock Tele rhythm pickup.*

*Position THREE:*

*The neck and bridge pickups are in the standard stock parallel wiring with the tone circuit IN, enhancing the customary Tele® sound.*

*Position FOUR:*

*By combining both pickups with a capacitor and resistor in a controlled degree of reversed phase, the guitar offers a bell-like, rich tone that echoes the classic Strat® sound. Until now, this sound could only be obtained by the use of the bridge and middle pickups on a typical Strat.*

*Position FIVE:*


*An updated stock-style bridge pickup with symmetrically staggered pole pieces for great string balance and a special wind for increased sustain. It captures that great old Tele® lead sound that launched post-War popular music in America, and has the same gutsy, "punchy" tone of Jerry's prized '52 Tele®.*

*By the way, the Fender® Custom Shop Jerry Donahue Signature model uses a Seymour Duncan APTL-3JD Jerry Donahue Model bridge pickup and an APS-2 Vintage Flat pickup for Strat® in the neck position. In any event, the wiring is fairly complex and the key to the Strat® sound is using a Strat® pickup in the neck position. Sorry we can not provide any more detailed information.*

Ok so we have the results, now we need the brain to put it together....where is Artie?

Luke

I went to UGD with a Tele, and came back with a Tele and a PRS, and it's all Scott, Bill, Evan, and Billy's fault.



07-29-2005, 10:06  
PM


#10

## ArtieToo

Peaveyologist



Join Date: Mar 2004  
Location: Jacksonville,  
Florida  
Age: 51  
Posts: 5,186



### Re: Is the Jerry Donahue wiring scheme truly a mystery to the public?

Quote:

Originally Posted by **Luke Duke**  
*Ok so we have the results, now we need the brain to put it together....where is Artie?*

*Luke*

By coincidence, I did a Google search, found that same site, copy and pasted it, and am "analyzing" it as we speak. 🤖

Everything but position #4 is dirt simple, and I'm guessing that the phrase "controlled degree of reversed phase" is just code for a simple strategically placed RC network. (Thats a cap and a resistor for non-techies.) 😊

I'm chewing on it.


Artie

[www.artietoo.com](http://www.artietoo.com)

[Seymour Duncan Quick Links](#)

'86 Peavey Predator - 59b/59n  
'84 Peavey Patriot - big hole/DDn  
'04 Peavey Generation - C5/QP/QP  
'03 Johnson Strat - Cool Rails/Cool Rails/Cool Rails



 07-29-2005, 10:15  
PM


#11

## MikeF

Member



Join Date: Jun 2005  
Location: Closer to tone.  
Age: 37  
Posts: 49



### Re: Is the Jerry Donahue wiring scheme truly a mystery to the public?

Quote:


Originally Posted by **ErikH**  
*He's a nice guy too. I got to meet him and chat for a bit at GC in San Jose back in the 90's. He did a clinic for the morely direct preamp. He was using it himself at the time. Got my Hellecaster CD's autographed too.*

Very cool! Is that San Jose CA?

Would have loved to see that. If that's the Ca. one I've been there. Ten years ago that was a pretty decent store, not like most these days. Ever been to Guitar Showcase?

Sorry for the hijack.



 07-29-2005, 10:36  
PM

#12

## [Nite Maresz 25](#)

Ultimate Tone Slacker



Join Date: Feb 2005

Location: corn!!!yummy!!!

Age: 13

Posts: 1,674



### **Re: Is the Jerry Donahue wiring scheme truly a mystery to the public?**

Quote:

Originally Posted by **ErikH**

*Jerry is one bada\*\* country player. Go pick up the Hellecasters' album "Return of the Hellecasters". It's him, Will Ray and John Jorgensen. Freakin' amazing playing, all instrumental.*

If it's country then I'm gonna have to pass, sorry. But I can imagine that It's probably good playing(as much as i hate saying ANYTHING good about country music) there are some pretty damn good country players out there.

-Alex

#### **My Rig**

Guitar:

Peavey Raptor

Amp:

Peavey Rage 158

Pedals:

Ds1 & De7

Current GAS

Amp:

Head: [Mesa/Boogie F-50](#) combe is always an option also.

Cab: [Avatar g212H cab](#)


Guitar(s):

[Schecter C-1 FR](#)

[Jackson SL-2H](#)

Quote:

Prince kicked peoples' ass with a flower covered tele,  
Prince may be a \*\*\*\*ing weird-o but damn hes an awesome muscian  
-Mephis



07-29-2005, 10:53 PM

#13

## [St\\_Genesius](#)

Ultimate Tone Member



Join Date: Jan 2005

Location: Memphis, TN

Age: 26

Posts: 389

### **Re: Is the Jerry Donahue wiring scheme truly a mystery to the public?**

Don't judge country based on the crap they play on the radio. Hey, when I was 13, I hated country too, because even then Nashville was mining only the worst of the worst for comercial play. But dig even just a little and you'll find some truly great music.

Quote:

Originally Posted by **Nite\_Maresz\_25**

*If it's country then I'm gonna have to pass, sorry. But I can imagine that It's probably good playing(as much as i hate saying ANYTHING good about country music) there are some pretty damn good country players out there.*

[St. G and the Holy Holies](#)

NEW SONG: "O Nostalgia" is now up!



07-29-2005, 11:10 PM

#14

[nepalnt21](#)

Super Toneologist



Join Date: Jul 2004  
Location: Maryland, in the good ol U.S. of A!  
Age: 17  
Posts: 1,410

**Re: Is the Jerry Donahue wiring scheme truly a mystery to the public?**

dont know what this means "and to be honest, i never really read it" but this is what i found:

"According to the Fender schematic for the U.S. Jerry Donahue model, this is how the pickups are connected to achieve a "Strat-like" sound (when the 5-position switch is in position #4 or second from Bridge-end).

Note that the two pickups are wired out of phase.



I suppose the two resistor values could be tweaked in order to balance the relative levels of each pickup, depending on what kind of pickups you're using. I have tried these same values (actually 5.6k for the resistors) in my Tele, which has a Duncan Hot Tele bridge

PU (I'm using the tapped output, which gives about the same sound and

output as a stock Tele bridge PU) and a Rio Grande Strat PU in the neck

position, which sounds very similar to a stock "vintage" Strat PU but has a higher output. I don't think using the stock Tele neck PU would

give very good results, but I may be wrong.

The sound is quite similar to a vintage Strat in the bridge+middle "in-between" position, but of course not exactly like it, so that if you have a choice and it's really the Strat sound you want, you will want to

use the Strat. But if you only want to bring one guitar along, the Tele

with this configuration will do a pretty good job. Besides, the sound is nice in its own right. It's basically the sound heard in "King Arthur's

Dream" on the first Hellecasters CD. It's interesting to compare it to the

same song on JD's album "Telecasting", where I'm 99% sure he used a Strat.

It is possible to order the JD switch from Fender, but it costs something like \$45, I'm told.

I think this will clarify the matter. BTW, the resistors don't seem to be necessary, or have minimal effect."

something that a little more me



07-30-2005, 09:32 PM

#15

## [Kent S.](#)


Volume Enhanceologist



Join Date: Mar 2004

Location: USA ... For Now

Posts: 1,757



### Re: Is the Jerry Donahue wiring scheme truly a mystery to the public?

Well that's a bit different than my guess that I sent to Lew, maybe he could test both and see. Then again, I went only from what was described in the SD text.

::::To sound reinforcement engineer::::

... What? ... ::::snicker:::: ...Yes, ... Right, ...

Could we please have everything louder than everything else ? ...



07-30-2005, 10:32 PM

#16

## [ArtieToo](#)

Peaveyologist




Join Date: Mar 2004

Location: Jacksonville, Florida

Age: 51

Posts: 5,186



### Re: Is the Jerry Donahue wiring scheme truly a mystery to the public?

Quote:

Originally Posted by **nepalnt21**



That diagram makes the "controlled degree of reversed phase" comment make perfect sense. They've got the two pups wired out-of-phase. Now normally, that would mean the the lower frequencies would cancel, with diminishing amounts of cancellation occurring as you moved up the frequency spectrum. Since the cap on the neck pup blocks the lower hz, you'd end up with the bass from the bridge. Then as the hz moved up towards midrange you'd start to get some cancellation. As you continued up, you'd get less cancellation since the high-frequencies never are in phase to begin with. Especially given the difference between neck and bridge positions.

So, you'd end up with a psuedo-scooped midrange.

That would be an interesting technique to try with several different pup combo's.

Artie

[www.artietoo.com](http://www.artietoo.com)

[Seymour Duncan Quick Links](#)

'86 Peavey Predator - 59b/59n

'84 Peavey Patriot - big hole/DDn

'04 Peavey Generation - C5/QP/QP

'03 Johnson Strat - Cool Rails/Cool Rails/Cool Rails



08-01-2005, 02:39 PM

#17

## [Bludave](#)

Super Toneologist



### Re: Is the Jerry Donahue wiring scheme truly a mystery to the public?

Quote:

Originally Posted by **St\_Genesius**

*Don't judge country based on the crap they play on the radio. Hey, when I was 13, I hated country too, because even then Nashville was mining only the worst of the worst for comercial play. But dig even just a little and you'll find some truly great music.*




Spend some time listening to Chet Atkins, Mele Travis , Jerry Reed and the Like. Thes guys will bring most shredders to there knees begging for mercy 😊

**"So you will never have to listen to Surf music again" James Marshall Hendrix**

😊 My Gear 😊 (copy to browser)

<http://community.webshots.com/slideshow?ID=268663249&key=pmFGDf>

Join Date: Mar 2004  
Location: New York  
Posts: 1,017



08-01-2005, 03:04 PM

#18

### Luke Duke

PRSlustologist  
★★★★★



Join Date: Mar 2004  
Location: Little Rock, Arkansas  
Age: 24  
Posts: 2,078  
AY

### Re: Is the Jerry Donahue wiring scheme truly a mystery to the public?


Quote:

Originally Posted by **Nite\_Maresz\_25**  
*If it's country then I'm gonna have to pass, sorry. But I can imagine that It's probably good playing(as much as i hate saying ANYTHING good about country music) there are some pretty damn good country players out there.*

It's not country per se, but it ain't metal!

Luke

I went to UGD with a Tele, and came back with a Tele and a PRS, and it's all Scott, Bill, Evan, and Billy's fault.



08-01-2005, 10:00 PM

#19

### Butch Snyder

Ultimate Tone Member  
★★★★★




Join Date: Feb 2005  
Location: Cincinnati, OH  
Age: 39  
Posts: 459

### Re: Is the Jerry Donahue wiring scheme truly a mystery to the public?

I have the wiring diagram on my work laptop which I can get to tomorrow. I'll post it then...

*-Butch Snyder*

[butchsnyder.com](http://butchsnyder.com)




08-02-2005, 12:27 PM

#20

# [Butch Snyder](#)

Ultimate Tone Member




Join Date: Feb 2005

Location: Cincinnati, OH

Age: 39

Posts: 459



Post Reply

**Re: Is the Jerry Donahue wiring scheme truly a mystery to the public?**

Here it is...

[Attached Images](#)

[Jerry\\_Donahue\\_Tele\\_Wiring.jpg](#) (107.5 KB, 45 views)

*-Butch Snyder*

[butchsnyder.com](http://butchsnyder.com)

Quote

Page 1 of 4 **1** 2 3 4 >

[« Previous Thread](#) | [Next Thread »](#)

Quick Reply

Message:

**B** *I* U |

Options

Show your signature

Quote message in reply?

Currently Active Users Viewing This Thread: 2 (2 members and 0 guests)

[BlueGuitar](#), [Peterku](#)

## Thread Tools

[Show Printable Version](#)  
 [Email this Page](#)  
 [Subscribe to this Thread](#)

## Search this Thread

**Search this Thread:**  
[Advanced Search](#)

## Display Modes

**Linear Mode**  
 [Switch to Hybrid Mode](#)  
 [Switch to Threaded Mode](#)

## Posting Rules

You **may** post new threads  
You **may** post replies  
You **may** post attachments  
You **may** edit your posts

---

[vB code](#) is **On**

[Smilies](#) are **On**

[\[IMG\]](#) code is **On**

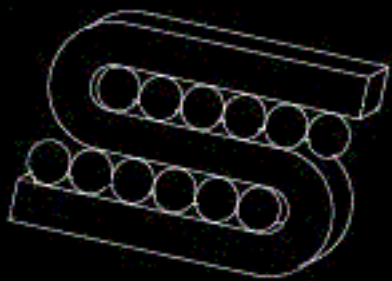
HTML code is **Off**

**Forum Jump**

All times are GMT. The time now is **07:31 PM**.

[Contact Us](#) - [Seymour Duncan Company](#) - [Top](#)

Powered by: vBulletin Version 3.0.7  
Copyright ©2000 - 2005, Jelsoft Enterprises Ltd.



[Seymour Duncan User Group Forums](#) > [Pickups, Pickups, Pickups!](#) > [The Pickup](#)

[Lounge](#)

## Is the Jerry Donahue wiring scheme truly a mystery to the public?

**Welcome, BlueGuitar.**

You last visited: Today at **08:37 AM**

[Private Messages](#): 0 Unread, Total 7.

[User CP](#) [FAQ](#) [Members List](#) [Calendar](#) [Search](#)

[New Posts](#)

[Mark Forums Read](#)

[Open Buddy List](#)

[Log Out](#)

[Post Reply](#)

Page 2 of 4 [<](#) [1](#) [2](#) [3](#) [4](#) [>](#)

[View First Unread](#)

[Thread Tools](#)

[Search this Thread](#)

[Display Modes](#)

**08-03-2005, 01:55 AM**

#[21](#)

[joelap](#)

Super Toneologist




[joelap's Avatar](#)

Join Date: May 2004

Location: CT

Age: 18

Posts: 1,303



**Re: Is the Jerry Donahue wiring scheme truly a mystery to the public?**

sweet.

Quote:

Originally Posted by <http://maddox.xmission.com>  
*I thought there was some mistake, this couldn't be the family-friendly carjacking game I thought I knew*

[Quote](#)

**08-03-2005, 02:07 AM**

#[22](#)

[ErikH](#)

Toneologist




Join Date: May 2005

Location: Fort Worth, TX

Age: 33

Posts: 639



**Re: Is the Jerry Donahue wiring scheme truly a mystery to the public?**

very sweet. save that puppy.

Guitars:

1988 Kramer Baretta - Custom Custom

1993 Homemade Strat style - JB(b) / Jazz(n)

1994 Fender Strat - SSL-6 in the bridge

2004 Epiphone Les Paul Std Plus - Custom Custom(b) / Stock(n)

Amps:

1990 Marshall JCM900 2100 MkIII

1970's Musicman 4X12

Crate GX-15 Practice Amp

[Quote](#)

**08-06-2005, 07:57 PM**

#[23](#)

## [Kent S.](#)


Volume Enhanceologist



Join Date: Mar 2004

Location: USA ... For Now

Posts: 1,757



08-08-2005, 12:37

AM

#24

## [St. Genesius](#)

Ultimate Tone Member




Join Date: Jan 2005

Location: Memphis, TN

Age: 26

Posts: 389



08-08-2005, 01:28

AM

#25

## [ArtieToo](#)

Peaveyologist



Join Date: Mar 2004

Location: Jacksonville, Florida

Age: 51

Posts: 5,186

**Re: Is the Jerry Donahue wiring scheme truly a mystery to the public?**

Quote:

Originally Posted by **Butch Snyder**  
*Here it is...*

After looking at it a second time, if that switch operates like the superswitch (i.e. 4 pole, 5 non shared throws) there is no way that will work. Unless that switch is making some internal jumps between some poles and throws, there are going to be three or four dead positions. Also, I believe you can get away with just using a 2 pole, 5 independent throw switch like the Hot Rod Tele uses.

:::::To sound reinforcement engineer:::::

... What? ... ::::snicker::::: ...Yes, ... Right, ...

Could we please have everything louder than everything else ? ...



**Re: Is the Jerry Donahue wiring scheme truly a mystery to the public?**

So do I need to buy a special switch to make this work? And is Kent right? Is there an issue with Butch's diagram? And what alterations would I need to make for pickups that aren't true single coils (looking at a Vintage Stack bridge and a Vintage Rails neck...)

Sorry for all the questions. I'm a wiring neophyte and perhaps a wiser person would start with something totally straightforward...but no one ever accused me of being wise...

-----  
[St. G and the Holy Holies](#)

NEW SONG: "O Nostalgia" is now up!



**Re: Is the Jerry Donahue wiring scheme truly a mystery to the public?**

Actually, the wiring diagram is correct . . .

**Edit:** Deleted most of this post because I was completely wrong - including the above statement. I've really got to stop contradicting Kent. 🙄

Sorry Kent. 🙄


Artie

[www.artietoo.com](http://www.artietoo.com)

[Seymour Duncan Quick Links](#)

'86 Peavey Predator - 59b/59n  
'84 Peavey Patriot - big hole/DDn  
'04 Peavey Generation - C5/QP/QP  
'03 Johnson Strat - Cool Rails/Cool Rails/Cool Rails

Last edited by ArtieToo : 08-10-2005 at 10:46 PM.



08-09-2005, 11:44 PM

#26

## Scott Miller


Junior Member

Join Date: Mar 2004  
Location: Santa Barbara  
Posts: 24

### Re: Is the Jerry Donahue wiring scheme truly a mystery to the public?

The terminals aren't actually drawn wrong---the switch is weird. I know this because I worked on two of Jerry's Teles when he was at the factory one day. They ARE super switches with 4-poles, but they are not the Fender/allparts type with visible wafers and a semi-circular shape. They are rectangular with the terminals arranged vertically in two rows at each end. I have seen switches like this on some models of Ibanez guitars, but other than that, they are uncommon. If you know how to wire a superswitch, then you should be able to look at the drawing and translate the connections over to it. If you do not know how to wire a super switch, forget it and quit while you're ahead.

Scott Miller  
SD/Basslines



08-10-2005, 09:22 AM

#27

## ArtieToo

Peaveyologist  
★★★★★




Join Date: Mar 2004  
Location: Jacksonville, Florida  
Age: 51  
Posts: 5,186

### Re: Is the Jerry Donahue wiring scheme truly a mystery to the public?

Thanks Scott, for that clarification. I've got to stop making assumptions in guitar "stuff". 😊

[www.artietoo.com](http://www.artietoo.com)  
[Seymour Duncan Quick Links](#)

'86 Peavey Predator - 59b/59n  
'84 Peavey Patriot - big hole/DDn  
'04 Peavey Generation - C5/QP/QP  
'03 Johnson Strat - Cool Rails/Cool Rails/Cool Rails



08-10-2005, 12:28 PM

#28

## Butch Snyder

Ultimate Tone Member  
★★★★★



Join Date: Feb 2005  
Location: Cincinnati, OH  
Age: 39  
Posts: 459

### Re: Is the Jerry Donahue wiring scheme truly a mystery to the public?

That's right.... It's the Yamaha switch...



Not this one....





*-Butch Snyder*

[butchsnyder.com](http://butchsnyder.com)



08-10-2005, 09:53 PM

#29

[Scott Miller](#)

Junior Member

Join Date: Mar 2004

Location: Santa Barbara


Posts: 24

**Re: Is the Jerry Donahue wiring scheme truly a mystery to the public?**

Actually, it is just like the one on this Ibanez guitar:

<http://www.ibanez.com/wiring/wire.asp?y=1997&w=RG3180>

Scott Miller  
SD/Basslines



08-10-2005, 11:15 PM

#30

[St\\_Genesius](#)

Ultimate Tone Member

★★★★★



Join Date: Jan 2005

Location: Memphis, TN

Age: 26

Posts: 389


**Re: Is the Jerry Donahue wiring scheme truly a mystery to the public?**

I give up! 🇺🇸

Maybe I should go back to my three-pickup Tele plan again. That almost sounds simpler at this point.

[St. G and the Holy Holies](#)

NEW SONG: "O Nostalgia" is now up!



08-10-2005, 11:25 PM


#31

## ArtieToo

Peaveyologist



Join Date: Mar 2004  
Location: Jacksonville,  
Florida  
Age: 51  
Posts: 5,186



### Re: Is the Jerry Donahue wiring scheme truly a mystery to the public?

Quote:

Originally Posted by **St\_Genesius**  
*I give up!*

*Maybe I should go back to my three-pickup Tele plan again.  
That almost sound simpler at this point.*

Don't give up.

I'm working on the "Superswitch" versions of that diagram right now. There's several different ways to do it, so I probably won't get them posted 'til this weekend.

Artie

[www.artietoo.com](http://www.artietoo.com)

[Seymour Duncan Quick Links](#)

'86 Peavey Predator - 59b/59n  
'84 Peavey Patriot - big hole/DDn  
'04 Peavey Generation - C5/QP/QP  
'03 Johnson Strat - Cool Rails/Cool Rails/Cool Rails



08-11-2005, 02:36  
AM


#32

## St\_Genesius

Ultimate Tone Member



Join Date: Jan 2005  
Location: Memphis, TN  
Age: 26  
Posts: 389



### Re: Is the Jerry Donahue wiring scheme truly a mystery to the public?

Well, my intierest is starting swing back towards that stupid-complicated 3-pup thing I posted a while back (ah the joys of taking weeks to buy the stuff you need for a given project), though I of course have no idea how to do it. Maybe I'll just pay my tech to do it for me and I'll conquer something easy like re-wiring my P-bass to learn a bit about how to do this stuff myself.

I do think that having a workable diagram for this using the sorts of parts that we can all buy anywhere would be a useful thing to have around. I was surprised to find in my searches that it hadn't come up here before.

Quote:

Originally Posted by **ArtieToo**  
*Don't give up.*

Artie

[St\\_G and the Holy Holies](#)

NEW SONG: "O Nostalgia" is now up!

Last edited by St\_Genesius : 08-11-2005 at 02:55 AM.




08-11-2005, 04:06 AM

#33

[Kevin@BlackRose](#)

Senior Member  
★★

Join Date: Apr 2004  
Age: 37  
Posts: 57



**Re: Is the Jerry Donahue wiring scheme truly a mystery to the public?**

I have a customer who I was trying to find this switch for. I didn't realize that it was this different style switch than a regular super switch until I called Scott at Seymour Duncan. I could not find that style of switch. Does anyone know where you can get that switch? I would like to know for future reference. Is it really the Yamaha switch?

Thanks,

Kevin

Dealer for: Seymour Duncan, Tonepro, Allparts, Tech-21, Moses Graphite, CBI Cables, Mallory, Orange Drop & Hovland Capacitors, Hipshot & WD Products.

[www.blackrosecustom.emerchantpro.com](http://www.blackrosecustom.emerchantpro.com)



08-11-2005, 09:26 AM


#34

[ArtieToo](#)

Peaveyologist  
★★★★★



Join Date: Mar 2004  
Location: Jacksonville, Florida  
Age: 51  
Posts: 5,186



**Re: Is the Jerry Donahue wiring scheme truly a mystery to the public?**

But keep in mind, there's no need for an oddball switch. This wiring is easily do-able with a "normal" Superswitch. I'll post a couple of preliminary drawings tonight when I get home from work.

[www.artietoo.com](http://www.artietoo.com)  
[Seymour Duncan Quick Links](#)

- '86 Peavey Predator - 59b/59n
- '84 Peavey Patriot - big hole/DDn
- '04 Peavey Generation - C5/QP/QP
- '03 Johnson Strat - Cool Rails/Cool Rails/Cool Rails



08-11-2005, 10:37 PM

#35

[ArtieToo](#)

Peaveyologist  
★★★★★



Join Date: Mar 2004  
Location: Jacksonville, Florida  
Age: 51  
Posts: 5,186

**Re: Is the Jerry Donahue wiring scheme truly a mystery to the public?**

Ok, here's my JD wiring using an ordinary Superswitch:



To make it a bit easier to decipher, the grounds are all done in pink-ish. All the blue's connect together also.

This really isn't all that difficult if you just "prep" the superswitch first. Connect jumpers between all those blue terminals, then do the same thing with the pink's. Add your resistor across two lugs, the resistor/cap in series across two more, then attach the pups, volume and tone pots. And output jack.

Just be careful.

Artie

(Refresh your page. Just "neatened" the pic up at 6:45 EST.)


On 'mo edit: I have a variation on this that I like better, that I'll try to post later tonight, or tomorrow. 😊

[www.artietoo.com](http://www.artietoo.com)

[Seymour Duncan Quick Links](#)

'86 Peavey Predator - 59b/59n  
'84 Peavey Patriot - big hole/DDn  
'04 Peavey Generation - C5/QP/QP  
'03 Johnson Strat - Cool Rails/Cool Rails/Cool Rails

*Last edited by ArtieToo : 08-11-2005 at 10:49 PM.*



08-11-2005, 11:23 PM

#36

[ArtieToo](#)

Peaveyologist



Join Date: Mar 2004  
Location: Jacksonville, Florida  
Age: 51  
Posts: 5,186

**Re: Is the Jerry Donahue wiring scheme truly a mystery to the public?**

Here's my variation: (Shown with tone control wired as the 50's mod.)



In the original wiring, the first two positions are:

neck - without a tone control  
neck - with a tone control

That just seems like a waste to me. (Not that there's anything wrong with that.)

So in my variation, the positions are this:

1. neck
2. neck & bridge (parallel)
3. neck & bridge (JD wiring)
4. neck & bridge (series)
5. bridge

This gives you the "normalized" neck in #1, bridge in #5, with JD straight up, and the series/parallel options in the notch positions.


Artie

(Mind you . . . this is theoretical. I won't be trying it for a couple of weeks.) 😊

[www.artietoo.com](http://www.artietoo.com)

[Seymour Duncan Quick Links](#)

'86 Peavey Predator - 59b/59n  
'84 Peavey Patriot - big hole/DDn  
'04 Peavey Generation - C5/QP/QP  
'03 Johnson Strat - Cool Rails/Cool Rails/Cool Rails



08-12-2005, 02:38 AM

#37

## [ErikH](#)

Toneologist



Join Date: May 2005  
Location: Fort Worth, TX  
Age: 33  
Posts: 639



### **Re: Is the Jerry Donahue wiring scheme truly a mystery to the public?**

Nice. Thanks, Artie.

#### Guitars:

1988 Kramer Baretta - Custom Custom  
1993 Homemade Strat style - JB(b) / Jazz(n)  
1994 Fender Strat - SSL-6 in the bridge  
2004 Epiphone Les Paul Std Plus - Custom Custom(b) / Stock(n)

#### Amps:

1990 Marshall JCM900 2100 MkIII  
1970's Musicman 4X12  
Crate GX-15 Practice Amp



08-12-2005, 03:08 AM


#38

## [Kevin@BlackRose](#)

Senior Member



Join Date: Apr 2004  
Age: 37  
Posts: 57



### **Re: Is the Jerry Donahue wiring scheme truly a mystery to the public?**

Artie,

That is extremily helpfull. Thank you for sharing your expertise.

Kevin

Dealer for: Seymour Duncan, Tonepro, Allparts, Tech-21, Moses Graphite, CBI Cables, Mallory, Orange Drop & Hovland Capacitors, Hipshot & WD Products.

[www.blackrosecustom.emerchantpro.com](http://www.blackrosecustom.emerchantpro.com)



08-12-2005, 02:21 PM

#39

## [Big Boy Bob](#)

Tone Member



Join Date: Mar 2005  
Location: Midwest  
Posts: 105

### **Re: Is the Jerry Donahue wiring scheme truly a mystery to the public?**

OK, I went home last night and looked, and I can't find my schematic, but I wired my guitar similarly:

Pos 1 = Neck  
Pos 2 = Bridge & neck parallel, bridge with a cap in series (Like an old Rick)  
Pos 3 = Bridge & Neck parallel  
Pos 4 = JD RC wiring  
Pos 6 = Bridge


Positions 2 & 4 are quacky, with posotion 4 being the more useful of the two.

I also used the leftover switch pole to choose a different tone cap optimized for each switch position.

BBB

Originally Posted by Thurisarz

"Well i tried them all today, ..... and the monkey is the best for me IMO. I'm waiting for the monkey to come!"



08-12-2005, 03:12 PM

#40

## Butch Snyder

Ultimate Tone Member



Join Date: Feb 2005

Location: Cincinnati, OH

Age: 39

Posts: 459



Post Reply

### Re: Is the Jerry Donahue wiring scheme truly a mystery to the public?

Yep Artie, that looks great! Kudos....

*-Butch Snyder*

[butchsnyder.com](http://butchsnyder.com)



Page 2 of 4 < 1 2 3 4 >

<< [Previous Thread](#) | [Next Thread](#) >>

Quick Reply

Message:

**B** *I* U |

Options

Show your signature

Quote message in reply?

Currently Active Users Viewing This Thread: 3 (3 members and 0 guests)

[BlueGuitar](#), [St\\_Genesius](#), [Peterku](#)

#### Thread Tools

- [Show Printable Version](#)
- [Email this Page](#)
- [Subscribe to this Thread](#)

#### Search this Thread

**Search this Thread:**  
[Advanced Search](#)

#### Display Modes

- Linear Mode**
- [Switch to Hybrid Mode](#)
- [Switch to Threaded Mode](#)

## Posting Rules

You **may** post new threads  
You **may** post replies  
You **may** post attachments  
You **may** edit your posts

---

[vB code](#) is **On**

[Smilies](#) are **On**

[\[IMG\]](#) code is **On**

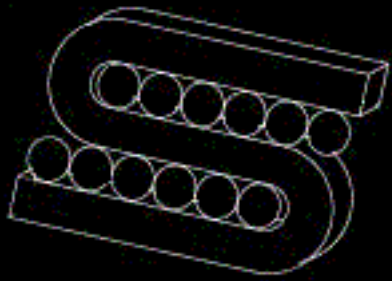
HTML code is **Off**

**Forum Jump**

All times are GMT. The time now is **07:31 PM**.

[Contact Us](#) - [Seymour Duncan Company](#) - [Top](#)

Powered by: vBulletin Version 3.0.7  
Copyright ©2000 - 2005, Jelsoft Enterprises Ltd.



[Seymour Duncan User Group Forums](#) > [Pickups, Pickups, Pickups!](#) > [The Pickup](#)

[Lounge](#)

## Is the Jerry Donahue wiring scheme truly a mystery to the public?

**Welcome, BlueGuitar.**

You last visited: Today at **08:37 AM**  
[Private Messages](#): 0 Unread, Total 7.

[User CP](#) [FAQ](#) [Members List](#) [Calendar](#) [Search](#)

[New Posts](#)

[Mark Forums Read](#)

[Open Buddy List](#)

[Log Out](#)

[Post Reply](#)

Page 3 of 4 [<](#) [1](#) [2](#) [3](#) [4](#) [>](#)

[View First Unread](#)

[Thread Tools](#)

[Search this Thread](#)

[Display Modes](#)

**08-12-2005, 03:29 PM**

#[41](#)

### [ArtieToo](#)

Peaveyologist  
★★★★★



Join Date: Mar 2004  
Location: Jacksonville, Florida  
Age: 51  
Posts: 5,187

### **Re: Is the Jerry Donahue wiring scheme truly a mystery to the public?**

Quote:

Originally Posted by **Butch Snyder**  
*Yep Artie, that looks great! Kudos....*

Thanks Butch, and everyone else, but remember - I couldn't have made that diagram if you hadn't supplied the first diagram and Kent pointed out the errors. It was a team effort. 😊

Artie

[www.artietoo.com](#)

[Seymour Duncan Quick Links](#)

'86 Peavey Predator - 59b/59n  
'84 Peavey Patriot - big hole/DDn  
'04 Peavey Generation - C5/QP/QP  
'03 Johnson Strat - Cool Rails/Cool Rails/Cool Rails

[Quote](#)

**08-12-2005, 05:42 PM**

#[42](#)

### [Butch Snyder](#)

Ultimate Tone Member  
★★★★★




### **Re: Is the Jerry Donahue wiring scheme truly a mystery to the public?**

Quote:

Originally Posted by **ArtieToo**  
*Thanks Butch, and everyone else, but remember - I couldn't have made that diagram if you hadn't supplied the first diagram and Kent pointed out the errors. It was a team effort. 😊*

Artie

Join Date: Feb 2005  
Location: Cincinnati, OH  
Age: 39  
Posts: 459  


Hey any way I can help... 😊

Seriously, I can draw and design but electronic wiring isn't really my strong suit... 🤖

---

*-Butch Snyder*

[butchsnyder.com](http://butchsnyder.com)



08-12-2005, 10:05 PM

#43

## St\_Genesius

Ultimate Tone Member  
★★★★★



Join Date: Jan 2005  
Location: Memphis, TN  
Age: 26  
Posts: 389

 **Re: Is the Jerry Donahue wiring scheme truly a mystery to the public?**

Very cool variation, Artie.


I found an insane deal on a duckbucker yesterday that I just couldn't pass up. That, with the Vintage Rails I've already got, means I'm 2/3rds of the way towards having the pickups for my 3-pickup Tele. Can't seem to ever find any Vintage Lead Tele stacks on eBay; might have to buy new.

I wonder if I could combine your alternate JD scheme with a three-position mini toggle that would act as an off-on-only switch for the middle pickup....nah. Too complicated. Plus, having a pseudo-mid/bridge sound and an actual mid/bridge sound on the same guitar doesn't make that much sense.

---

-----  
[St. G and the Holy Holies](#)

NEW SONG: "O Nostalgia" is now up!



08-12-2005, 10:32 PM

#44

## ArtieToo

Peaveyologist  
★★★★★



Join Date: Mar 2004  
Location: Jacksonville, Florida  
Age: 51  
Posts: 5,187

 **Re: Is the Jerry Donahue wiring scheme truly a mystery to the public?**

Quote:

Originally Posted by **St\_Genesius**

*I wonder if I could combine your alternate JD scheme with a three-position mini toggle that would act as an off-on-only switch for the middle pickup....nah. Too complicated. Plus, having a pseudo-mid/bridge sound and an actual mid/bridge sound on the same guitar doesn't make that much sense.*

Hmmm . . . I don't think that would be complicated at all. Just add the switch to bring the middle hot to the "blue" lug on the volume. That would give you the ability to have neck/middle, neck/middle/bridge, and bridge/middle, not to mention the other two.


Could be very cool. 🤖

---

[www.artietoo.com](http://www.artietoo.com)

[Seymour Duncan Quick Links](#)

'86 Peavey Predator - 59b/59n  
'84 Peavey Patriot - big hole/DDn  
'04 Peavey Generation - C5/QP/QP  
'03 Johnson Strat - Cool Rails/Cool Rails/Cool Rails



08-12-2005, 10:41  
PM

#45

## Zhangliqun

Ultimate Tone Member



Join Date: Apr 2004  
Age: 41  
Posts: 597

**Re: Is the Jerry Donahue wiring scheme truly a mystery to the public?**

Quote:

Originally Posted by **Butch Snyder**  
*Here it is... (Donahue Diagram)*

This position 4 thing below is what interests me -- can anybody boil the diagram down to the two pickups, the cap and the resistor in this "controlled degree of reversed phase"? It would be the coolest thing to be able to dial up a fairly decent "cluck" tone on an LP without having to put in a middle pickup.

Anyone who can do it, please e-mail me in case I forget about this thread...

*Position FOUR:*

*By combining both pickups with a capacitor and resistor in a controlled degree of reversed phase, the guitar offers a bell-like, rich tone that echoes the classic Strat® sound. Until now, this sound could only be obtained by the use of the bridge and middle pickups on a typical Strat.*


---

*"If there is no God, then everything is permissible." -- Dostoevsky*

*"Not only that, but the gift of reason is then useless, save for rearranging deck chairs on the Titanic." -- Zhangliqun*

*"God is dead." -- Nietzsche*

*"Nietzsche is dead." -- God*



08-12-2005, 10:47  
PM

#46

## St\_Genesius

Ultimate Tone Member



Join Date: Jan 2005  
Location: Memphis, TN  
Age: 26  
Posts: 389

**Re: Is the Jerry Donahue wiring scheme truly a mystery to the public?**

That would be an off-on, two position switch, no? If I'm understanding you (and I'm probably not, so apologies) I wouldn't be able to have ONLY the middle pickup with that setup, would I?

Quote:


Originally Posted by **ArtieToo**  
*Hmmm . . . I don't think that would be complicated at all. Just add the switch to bring the middle hot to the "blue" lug on the volume. That would give you the ability to have neck/middle, neck/middle/bridge, and bridge/middle, not to mention the other two.*

*Could be very cool. 😊*

---

-----  
[St. G and the Holy Holies](#)

NEW SONG: "O Nostalgia" is now up!



08-12-2005, 10:57 PM

#47

## ArtieToo

Peaveyologist



Join Date: Mar 2004  
Location: Jacksonville, Florida  
Age: 51  
Posts: 5,187

**Re: Is the Jerry Donahue wiring scheme truly a mystery to the public?**

Quote:

Originally Posted by **St\_Genesius**  
*That would be an off-on, two position switch, no? If I'm understanding you (and I'm probably not, so apologies) I wouldn't be able to have ONLY the middle pickup with that setup, would I?*


Kinda like this:



[www.artietoo.com](http://www.artietoo.com)

[Seymour Duncan Quick Links](#)

'86 Peavey Predator - 59b/59n  
'84 Peavey Patriot - big hole/DDn  
'04 Peavey Generation - C5/QP/QP  
'03 Johnson Strat - Cool Rails/Cool Rails/Cool Rails



08-12-2005, 11:04 PM

#48

## ArtieToo

Peaveyologist



Join Date: Mar 2004  
Location: Jacksonville, Florida  
Age: 51  
Posts: 5,187

**Re: Is the Jerry Donahue wiring scheme truly a mystery to the public?**

Quote:

Originally Posted by **Zhangliqun**  
*This position 4 thing below is what interests me -- can anybody boil the diagram down to the two pickups, the cap and the resistor in this "controlled degree of reversed phase"? It would be the coolest thing to be able to dial up a fairly decent "cluck" tone on an LP without having to put in a middle pickup.*

This isn't really all that complicated once you figure it out. Here's what's happening:

Imagine two pups wired out-of-phase. They cancel each other out. But the cancellation happens mostly at the lower frequencies. As both pups go up in frequency, to two "tones" don't sync - ergo, don't cancel. You get no bass, little mids, and just high-end. That's why I don't care for OOP tones.

Now we add that cap. That filters out the low frequencies - so they **don't** cancel. Mids still cancel somewhat, and highs never did. We have artificially created a "scooped" tone.

Now add in the resistor. That limits the amount of overall signal that cancels. So even *less* mids are cancelled.

The total overall affect is that we limit the amount of cancellation,

and limit even that cancellation to a portion of the midrange.


As soon as I get my JD from Lew, I'll tell you how it sounds. 🤖

Artie

[www.artietoo.com](http://www.artietoo.com)

[Seymour Duncan Quick Links](#)

'86 Peavey Predator - 59b/59n  
'84 Peavey Patriot - big hole/DDn  
'04 Peavey Generation - C5/QP/QP  
'03 Johnson Strat - Cool Rails/Cool Rails/Cool Rails



08-12-2005, 11:48 PM

#49

## St\_Genesius

Ultimate Tone Member



Join Date: Jan 2005  
Location: Memphis, TN  
Age: 26  
Posts: 389

**Re: Is the Jerry Donahue wiring scheme truly a mystery to the public?**


Thanks! One thing I like about your diagrams is that even though I'm an idiot, they seem to make sense. Now what I see here matches what I expected from your description: using the secondary toggle as a simple break in the circuit for the middle pup. Is there a way to do it that would allow for me to use the middle pup alone?

Quote:

Originally Posted by **ArtieToo**  
*Kinda like this:* 🤖

[St\\_G and the Holy Holies](#)

NEW SONG: "O Nostalgia" is now up!



08-12-2005, 11:52 PM

#50

## ArtieToo

Peaveyologist



Join Date: Mar 2004  
Location: Jacksonville, Florida  
Age: 51  
Posts: 5,187

**Re: Is the Jerry Donahue wiring scheme truly a mystery to the public?**

Quote:

Originally Posted by **St\_Genesius**  
*Thanks! One thing I like about your diagrams is that even though I'm an idiot, they seem to make sense.*

Thats because I draw them so that even **I** can understand them. 🤖

Quote:

Originally Posted by **St\_Genesius**  
*Is there a way to do it that would allow for me to use the middle pup alone?*

Sure. See how there are two wires that go to the blue terminal of the volume control. One is the output of the superswitch, and one is the output of the "middle" switch. Eliminate the "middle" switch and connect those two wires using a standard "Alco" style 3-way toggle. One wire, the other wire, or both. 🤖


**Edit:** Like this:



[www.artietoo.com](http://www.artietoo.com)  
[Seymour Duncan Quick Links](#)

'86 Peavey Predator - 59b/59n  
'84 Peavey Patriot - big hole/DDn  
'04 Peavey Generation - C5/QP/QP  
'03 Johnson Strat - Cool Rails/Cool Rails/Cool Rails

*Last edited by ArtieToo : 08-13-2005 at 12:03 AM.*



08-13-2005, 01:00 AM


#51

[St\\_Genesius](#)

Ultimate Tone Member



Join Date: Jan 2005  
Location: Memphis, TN  
Age: 26  
Posts: 389



**Re: Is the Jerry Donahue wiring scheme truly a mystery to the public?**

Ah, that makes sense. Thanks!

[St. G and the Holy Holies](#)

NEW SONG: "O Nostalgia" is now up!



08-14-2005, 03:30 PM


#52

[Kent S.](#)

Volume Enhanceologist



Join Date: Mar 2004  
Location: USA ... For Now  
Posts: 1,757



**Re: Is the Jerry Donahue wiring scheme truly a mystery to the public?**

Quote:

Originally Posted by **Kent S.**  
*Also, I believe you can get away with just using a 2 pole, 5 independent throw switch like the Hot Rod Tele uses.*

Actually, disregard that statement, I was being an idiot and thinking about something else.

:::::To sound reinforcement engineer:::::  
... What? ... ::::snicker::::: ...Yes, ... Right, ...  
Could we please have everything louder than everything else ? ...



08-14-2005, 03:33 PM

#53

## [Kent S.](#)

Volume Enhanceologist



Join Date: Mar 2004

Location: USA ... For Now

Posts: 1,757

### **Re: Is the Jerry Donahue wiring scheme truly a mystery to the public?**

Quote:

Originally Posted by **ArtieToo**

*Actually, the wiring diagram is correct . . .*

**Edit:** Deleted most of this post because I was completely wrong - including the above statement. I've really got to stop contradicting Kent. 🙄

Sorry Kent. 🙄


Artie

actually, I can never get back to anything I posted these days with a follow-up quickly ... hold tight I got some diagrams showing the errors with that setup if need be ...

::::To sound reinforcement engineer::::

... What? ... ::::snicker:::: ...Yes, ... Right, ...

Could we please have everything louder than everything else ? ...



08-14-2005, 03:37 PM

#[54](#)

## [Kent S.](#)

Volume Enhanceologist



Join Date: Mar 2004

Location: USA ... For Now

Posts: 1,757

### **Re: Is the Jerry Donahue wiring scheme truly a mystery to the public?**

Quote:

Originally Posted by **Scott Miller**


*The terminals aren't actually drawn wrong---the switch is weird. I know this because I worked on two of Jerry's Teles when he was at the factory one day. They ARE super switches with 4-poles, but they are not the Fender/allparts type with visible wafers and a semi-circular shape. They are rectangular with the terminals arranged vertically in two rows at each end. I have seen switches like this on some models of Ibanez guitars, but other than that, they are uncommon. If you know how to wire a superswitch, then you should be able to look at the drawing and translate the connections over to it. If you do not know how to wire a super switch, forget it and quit while you're ahead.*

yeah, I've seen that type of switch, same idea only arranged differently, but my problem was as it was shown it wouldn't work unless there were some \*internal\* connections going on. I figured it was just a smaller version of the switch to accomodate the tele control cavity.

::::To sound reinforcement engineer::::

... What? ... ::::snicker:::: ...Yes, ... Right, ...

Could we please have everything louder than everything else ? ...



08-14-2005, 03:54 PM

#[55](#)

## [Kent S.](#)

Volume Enhanceologist



Join Date: Mar 2004

Location: USA ... For Now

Posts: 1,757

### **Re: Is the Jerry Donahue wiring scheme truly a mystery to the public?**

Here were my problems with the original diagram in sequence from bridge thru neck ... also I couldn't actually tell if the jumper from 5 to 3 jumped over the resistor connection or connected to it (bridge pup) ... either way it still wouldn't have worked correctly. I didn't draw the lines for the bridge pup in the neck position (wasn't necessary). These were done kinda quick and dirty, read sloppy, but I think you can see what I was referring too.

By the way, what vaule and taper are the pots, and the tone cap value in the JD couldn't make it out, and the pots weren't stated. Here's the first ...


#### Attached Images

[JDTele\\_Bridge.jpg](#) (59.3 KB, 10 views)

::::To sound reinforcement engineer::::

... What? ... ::::snicker:::: ...Yes, ... Right, ...

Could we please have everything louder than everything else ? ...



08-14-2005, 03:56 PM

## [Kent S.](#)

This message has been deleted by [Kent S.](#).

08-14-2005, 04:22 PM

#[56](#)

## [Kent S.](#)

Volume Enhanceologist



Join Date: Mar 2004

Location: USA ... For Now

Posts: 1,757

### **Re: Is the Jerry Donahue wiring scheme truly a mystery to the public?**

#2 ...


#### Attached Images

[JD Tele Strat B&M Sound.jpg](#) (66.6 KB, 8 views)

::::To sound reinforcement engineer::::

... What? ... ::::snicker:::: ...Yes, ... Right, ...

Could we please have everything louder than everything else ? ...



08-14-2005, 04:24 PM

#[57](#)

## [Kent S.](#)

Volume Enhanceologist



Join Date: Mar 2004

Location: USA ... For Now

Posts: 1,757

### **Re: Is the Jerry Donahue wiring scheme truly a mystery to the public?**

#3 ...


#### Attached Images

[JDTele B&N.jpg](#) (63.0 KB, 7 views)

::::To sound reinforcement engineer::::

... What? ... ::::snicker:::: ...Yes, ... Right, ...

Could we please have everything louder than everything else ? ...



08-14-2005, 04:27 PM

#[58](#)

## [Kent S.](#)


Volume Enhanceologist



Join Date: Mar 2004

Location: USA ... For Now

Posts: 1,757



**Re: Is the Jerry Donahue wiring scheme truly a mystery to the public?**

#4 ...

Attached Images

[JDTele\\_Neck sans Tone.jpg](#) (59.3 KB, 4 views)

::::To sound reinforcement engineer::::  
... What? ... ::::snicker:::: ...Yes, ... Right, ...  
Could we please have everything louder than everything else ? ...



08-14-2005, 04:29 PM

#59

## [Kent S.](#)


Volume Enhanceologist



Join Date: Mar 2004

Location: USA ... For Now

Posts: 1,757



**Re: Is the Jerry Donahue wiring scheme truly a mystery to the public?**

#5 ...

Attached Images

[JDTele\\_with Tone.jpg](#) (60.6 KB, 3 views)

::::To sound reinforcement engineer::::  
... What? ... ::::snicker:::: ...Yes, ... Right, ...  
Could we please have everything louder than everything else ? ...



08-14-2005, 04:37 PM

#60

## [ArtieToo](#)

Peaveyologist




Join Date: Mar 2004

Location: Jacksonville, Florida

Age: 51

Posts: 5,187



**Re: Is the Jerry Donahue wiring scheme truly a mystery to the public?**

Kent; you're seeing the same things I did. It just doesn't make sense. I'd love to get one of those switches in my hand.

Also, did you notice the gray-ish/white-ish wire that seems to connect the hot lug of the output jack to the back of the volume pot? I thought that was odd too. Also, there's no ground connecting the volume and tone pots. Although, its possible that they intend to make that connection by using the metal of the control plate.

Artie

[www.artietoo.com](http://www.artietoo.com)

[Seymour Duncan Quick Links](#)

'86 Peavey Predator - 59b/59n  
'84 Peavey Patriot - big hole/DDn  
'04 Peavey Generation - C5/QP/QP  
'03 Johnson Strat - Cool Rails/Cool Rails/Cool Rails



Page 3 of 4 < 1 2 3 4 >

<< [Previous Thread](#) | [Next Thread](#) >>

Quick Reply

Message:

**B** *I* U | 

**Options**




Show your signature

Quote message in reply?

Currently Active Users Viewing This Thread: 3 (3 members and 0 guests)

[BlueGuitar](#), [St\\_Genesius](#), [Peterku](#)




**Thread Tools**

-  [Show Printable Version](#)
-  [Email this Page](#)
-  [Subscribe to this Thread](#)

**Search this Thread**

**Search this Thread:**  
[Advanced Search](#)

**Display Modes**

-  **Linear Mode**
-  [Switch to Hybrid Mode](#)
-  [Switch to Threaded Mode](#)

 **Posting Rules**

You **may** post new threads  
You **may** post replies  
You **may** post attachments  
You **may** edit your posts

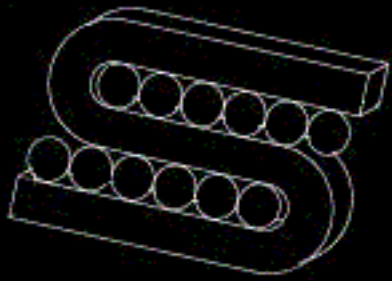
---

[vB\\_code](#) is **On**  
[Smilies](#) are **On**  
[\[IMG\]](#) code is **On**  
HTML code is **Off**

**Forum Jump**

All times are GMT. The time now is **07:32 PM**.

[Contact Us](#) - [Seymour Duncan Company](#) - [Top](#)



[Seymour Duncan User Group Forums](#) > [Pickups, Pickups, Pickups!](#) > [The Pickup](#)

[Lounge](#)

## Is the Jerry Donahue wiring scheme truly a mystery to the public?

**Welcome, BlueGuitar.**

You last visited: Today at **08:37 AM**  
[Private Messages](#): 0 Unread, Total 7.

[User CP](#) [FAQ](#) [Members List](#) [Calendar](#) [Search](#)

[New Posts](#)

[Mark Forums Read](#)

[Open Buddy List](#)

[Log Out](#)

**Post Reply**

Page 4 of 4 < 1 2 3 4

[View First Unread](#)

[Thread Tools](#)

[Search this Thread](#)

[Display Modes](#)

08-14-2005, 04:41 PM

#61

[Kent S.](#)

Volume Enhanceologist  
☆☆☆

Join Date: Mar 2004  
Location: USA ... For Now  
Posts: 1,757

**Re: Is the Jerry Donahue wiring scheme truly a mystery to the public?**


Scott, and the other admins ... feel free to trash these in about a week if I can't seem to make it back to do it.

Kevin, on the switch normally a replacement part can be ordered thru an authorized Fender repair party no problem. If you're not set up as an AFR, then I'm sure one in your area could get one sideways for you.

::::To sound reinforcement engineer::::

... What? ... ::::snicker:::: ...Yes, ... Right, ...

Could we please have everything louder than everything else ? ...



08-14-2005, 05:08 PM

#62

[Kent S.](#)

Volume Enhanceologist  
☆☆☆

Join Date: Mar 2004  
Location: USA ... For Now  
Posts: 1,757

**Re: Is the Jerry Donahue wiring scheme truly a mystery to the public?**

Quote:

Originally Posted by **ArtieToo**

*Kent; you're seeing the same things I did. It just doesn't make sense. I'd love to get one of those switches in my hand.*

I think some wires just got put in the wrong place visually ...

Quote:

Also, did you notice the gray-ish/white-ish wire that seems to connect the hot lug of the output jack to the back of the volume pot? I thought that was odd too.

I just interpreted that as a shielded output line, just not depicted

quite right ...

Quote:

Also, there's no ground connecting the volume and tone pots. Although, its possible that they intend to make that connection by using the metal of the control plate.

Artie

Yeah, it think that was the deal there ... still not totally sure the deal with the resistors other than a bit of isolation between the two pups, doesn't look like it would adjust the corner frequency of the filter any, and I can't see it doing anything to alter the phase shift thru the filter ... oh well, I'd love to get an exact answer from companies on things like this from time to time, you know the old -- Now, why did you guys do that? --that type of thing.

I still want to know what value/taper the pots are in the JD Tele, and what the stock value tone control cap is also?

:::::To sound reinforcement engineer:::::

... What? ... :::::snicker::::: ...Yes, ... Right, ...

Could we please have everything louder than everything else ? ...



08-16-2005, 03:29 PM


#63

## St\_Genesius

Ultimate Tone Member  
★★★★★



Join Date: Jan 2005  
Location: Memphis, TN  
Age: 26  
Posts: 389



### Re: Is the Jerry Donahue wiring scheme truly a mystery to the public?

Artie, one more question (sorry) since I'm buying some of the parts I'll need and something I read in a (admittedly, poorly written) book on guitar electronics last night has got me confused. For the mini-toggle in the last diagram you did, I was thinking that I would need a DPDT On/On/On switch. Am I wrong?

-----  
[St. G and the Holy Holies](#)

NEW SONG: "O Nostalgia" is now up!



08-16-2005, 05:08 PM

#64

## Zhangliqun

Ultimate Tone Member  
★★★★★

Join Date: Apr 2004  
Age: 41  
Posts: 597

### Re: Is the Jerry Donahue wiring scheme truly a mystery to the public?

Quote:

Originally Posted by **ArtieToo**

*This isn't really all that complicated once you figure it out. Here's what's happening:*

*Imagine two pups wired out-of-phase. They cancel each other out. But the cancellation happens mostly at the lower frequencies. As both pups go up in frequency, to two "tones" don't sync - ergo, don't cancel. You get no bass, little mids, and just high-end. Thats why I don't care for OOP tones.*

*Now we add that cap. That filters out the low frequencies - so they **don't** cancel. Mids still cancel somewhat, and highs never did. We have artificially created a "scooped" tone.*

*Now add in the resistor. That limits the amount of overall signal that cancels. So even less mids are cancelled.*

*The total overall affect is that we limit the amount of cancellation, and limit even that cancellation to a portion of the midrange.*

*As soon as I get my JD from Lew, I'll tell you how it sounds.*



*Artie*

I understand the basic idea, which is why I'm interested -- what I want to know is where do you solder the cap and the resistor (not on a super switch -- to use my application, a Les Paul). And you probably need to change the cap and res values for humbuckers I presume...?

---

*"If there is no God, then everything is permissible." -- Dostoevsky*

*"Not only that, but the gift of reason is then useless, save for rearranging deck chairs on the Titanic." -- Zhangliqun*

*"God is dead." -- Nietzsche*

*"Nietzsche is dead." -- God*

---

*Last edited by Zhangliqun : 08-16-2005 at 05:15 PM.*



08-16-2005, 07:45 PM

#65

## ArtieToo

Peaveyologist



Join Date: Mar 2004  
Location: Jacksonville, Florida  
Age: 51  
Posts: 5,187

### Re: Is the Jerry Donahue wiring scheme truly a mystery to the public?

Ok, here's the simple JD wiring. You simply reverse the phase of one pickup, and add the cap and resistors, like so:



Now keep in mind, JD wiring uses 6.2k resistors. You could make those anything. Even swap them for a 10k, or 25k pot. Then wire it like this and blend the pups:



Its important that you understand the basic concept, then go from there. Its the basis for my simple "sparkle-tone" mod that will be forthcoming.


Artie

---

[www.artietoo.com](http://www.artietoo.com)

[Seymour Duncan Quick Links](#)

'86 Peavey Predator - 59b/59n  
'84 Peavey Patriot - big hole/DDn  
'04 Peavey Generation - C5/QP/QP  
'03 Johnson Strat - Cool Rails/Cool Rails/Cool Rails



08-16-2005, 08:20 PM

#66

## St\_Genesius

Ultimate Tone Member



Join Date: Jan 2005

Location: Memphis, TN

Age: 26

Posts: 389

### Re: Is the Jerry Donahue wiring scheme truly a mystery to the public?

Just a bump for this Q, since I'm hovering with my finger over the CHECKOUT button. Artie used "Alco-style" to refer to the switch earlier, but my google searches didn't turn up a workable definition of that term.

Quote:


Originally Posted by **St\_Genesius**

*Artie, one more question (sorry) since I'm buying some of the parts I'll need and something I read in a (admittedly, poor;y written) book on guitar electronics last night has got me confused. For the mini-toggle in the last diagram you did, I was thinking that I would need a DPDT On/On/On switch. Am I wrong?*

-----  
[St. G and the Holy Hollies](#)

NEW SONG: "O Nostalgia" is now up!

Last edited by St\_Genesius : 08-16-2005 at 08:24 PM.



08-17-2005, 12:02 AM

#67

## Zhangliqun

Ultimate Tone Member



Join Date: Apr 2004

Age: 41

Posts: 597

### Re: Is the Jerry Donahue wiring scheme truly a mystery to the public?


I guess I'm a little dense. I get the basic concept of using a cap and resistor(s) to allow some lows and highs to come through so you don't get the typical hollow/nasal OOP tone. Apparently I just can't visualize how to wire it up without a regular wiring diagram.

*"If there is no God, then everything is permissible." -- Dostoevsky*

*"Not only that, but the gift of reason is then useless, save for rearranging deck chairs on the Titanic." -- Zhangliqun*

*"God is dead." -- Nietzsche*

*"Nietzsche is dead." -- God*



08-17-2005, 12:59 AM

#68

## ArtieToo

Peaveyologist



Join Date: Mar 2004

Location: Jacksonville, Florida

Age: 51

Posts: 5,187

### Re: Is the Jerry Donahue wiring scheme truly a mystery to the public?

Quote:

Originally Posted by **St\_Genesius**

*Just a bump for this Q, since I'm hovering with my finger over the CHECKOUT button. Artie used "Alco-style" to refer to the switch earlier, but my google searches didn't turn up a workable definition of that term.*

I use the term "Alco-style" just to refer to a type of switch that is usually made by Alco, which is a sub-division of TycoElectronics. It looks like this:



These switches are easy to find in a mini-handle configuration. The "trick" is to find them in the full-size handle configuration. The mini's can be found at [Guitar Electronics](#) and others.

Also, these switches are easy to find . . . if you want to buy 1000. It's finding a distributor who will sell you 1 or 2 that's the problem. I'm working on it. 😊

Artie

P.S. These are the style of 3-way that was standard in the old Peavey Patriots and Predators, plus many others. I've already tried Peavey parts. The new replacement item is completely different. 🤖

---

[www.artietoo.com](http://www.artietoo.com)

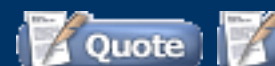

[Seymour Duncan Quick Links](#)

---

'86 Peavey Predator - 59b/59n  
'84 Peavey Patriot - big hole/DDn  
'04 Peavey Generation - C5/QP/QP  
'03 Johnson Strat - Cool Rails/Cool Rails/Cool Rails

---

Last edited by ArtieToo : 08-17-2005 at 01:03 AM.



08-17-2005, 01:09 AM

#69

[ArtieToo](#)

Peaveyologist



Join Date: Mar 2004  
Location: Jacksonville, Florida  
Age: 51  
Posts: 5,187

**Re: Is the Jerry Donahue wiring scheme truly a mystery to the public?**

Quote:

Originally Posted by **Zhangliqun**

*I guess I'm a little dense. I get the basic concept of using a cap and resistor(s) to allow some lows and highs to come through so you don't get the typical hollow/nasal OOP tone. Apparently I just can't visualize how to wire it up without a regular wiring diagram.*

I'll try to post a few examples done in the SD diagram style. You just need to give me a day or two . . . or three. 🤖

I'm just getting a bit behind in this stuff due to stuff going on at work and home. I'll catch up . . . eventually. 😊

---


[www.artietoo.com](http://www.artietoo.com)

[Seymour Duncan Quick Links](#)

---

'86 Peavey Predator - 59b/59n  
'84 Peavey Patriot - big hole/DDn  
'04 Peavey Generation - C5/QP/QP  
'03 Johnson Strat - Cool Rails/Cool Rails/Cool Rails

---



Today, 06:45 PM

#70

## BlueGuitar

Tone Member



Join Date: Feb 2005

Posts: 201



Today, 07:28 PM

#71

## BlueGuitar

Tone Member



Join Date: Feb 2005

Posts: 201



### Re: Is the Jerry Donahue wiring scheme truly a mystery to the public?

Quote:

Originally Posted by **ErikH**

*Jerry is one bada\*\* country player. Go pick up the Hellecasters' album "Return of the Hellecasters". It's him, Will Ray and John Jorgensen. Freakin' amazing playing, all instrumental.*

FWIW "Return of the Hellecasters" was their debut album... those guys have a great sense of humor. 🤔 I see that the disc is BACK IN PRINT. It had been selling used for \$40-50.

Thanks for bringing this to our attention!

---

Steve Ahola

The Blue Guitar:

<http://www.blueguitar.org/>

SoundClick Page:

<http://www.soundclick.com/steveahola>



### Re: Is the Jerry Donahue wiring scheme truly a mystery to the public?

Quote:

Originally Posted by **St\_Genesius**

*Just a bump for this Q, since I'm hovering with my finger over the CHECKOUT button. Artie used "Alco-style" to refer to the switch earlier, but my google searches didn't turn up a workable definition of that term.*

If you can use the mini-toggle style switch, All Parts EP\_0080-010 is one reference. ("Alco" is one of the companies that makes switches.) Any of the web sites that sell parts for guitars and amps should have a mini-toggle on/on/on switch.

Hopefully Artie will find a source for the switches that have a full-sized handle. (I had ordered a full sized 4PDT on/on/on switch for a commercial Reznor furnace about 12 years ago; my boss had never heard of on/on/on switches so he thought that I was crazy... 🤩 )

---

Steve Ahola

The Blue Guitar:

<http://www.blueguitar.org/>

SoundClick Page:

<http://www.soundclick.com/steveahola>



 **Quick Reply**

Message:

**B** *I* U | 

**Options**




Show your signature

Quote message in reply?

Currently Active Users Viewing This Thread: 4 (3 members and 1 guests)

[BlueGuitar](#), [St\\_Genesius](#), [Peterku](#)

**Thread Tools**




-  [Show Printable Version](#)
-  [Email this Page](#)
-  [Subscribe to this Thread](#)

**Search this Thread**

**Search this Thread:**

[Advanced Search](#)

**Display Modes**

-  **Linear Mode**
-  [Switch to Hybrid Mode](#)
-  [Switch to Threaded Mode](#)

 **Posting Rules**

You **may** post new threads  
 You **may** post replies  
 You **may** post attachments  
 You **may** edit your posts

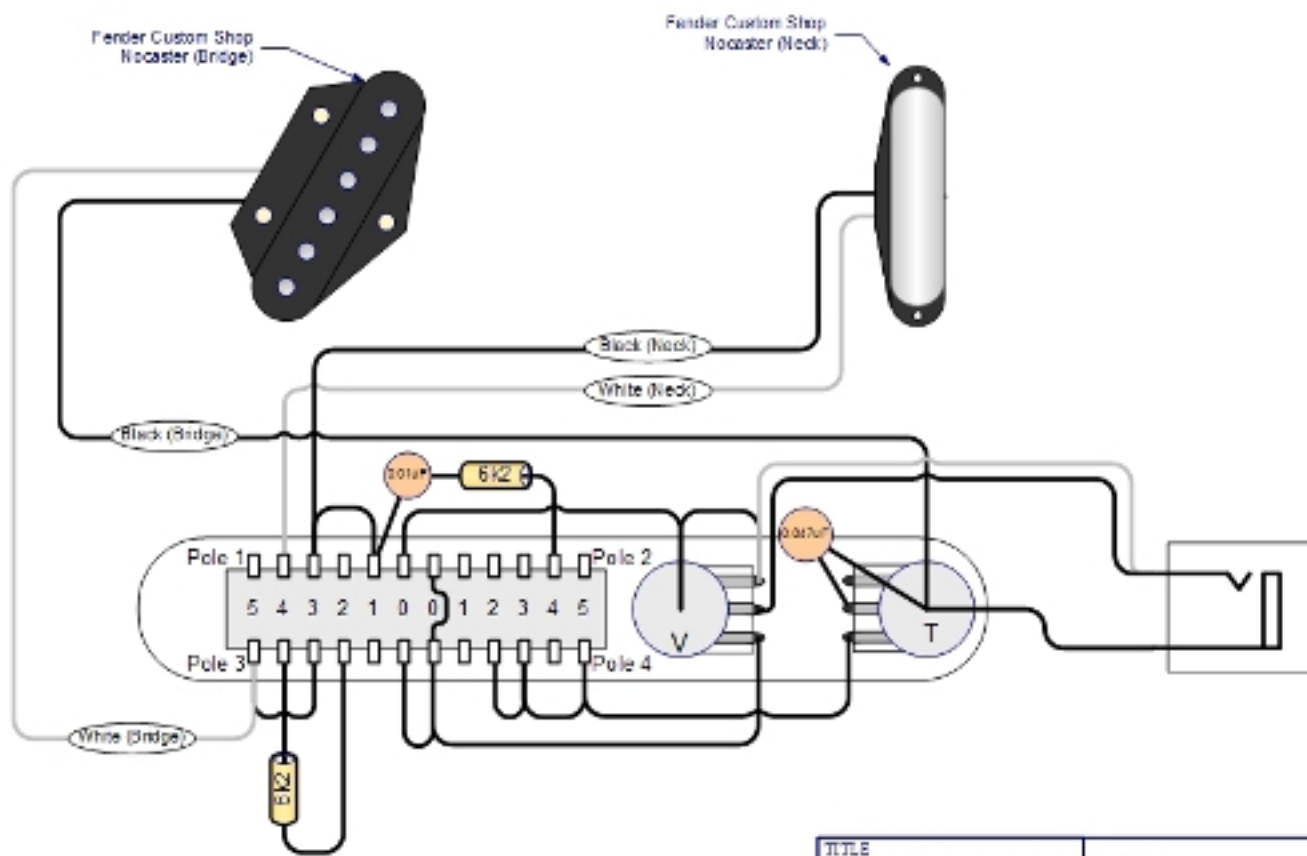
---

vB code is **On**  
 Smilies are **On**  
 [IMG] code is **On**  
 HTML code is **Off**

**Forum Jump**

All times are GMT. The time now is **07:32 PM**.

[Contact Us](#) - [Seymour Duncan Company](#) - [Top](#)



TITLE	
Jerry Donahue Wiring Scheme	
REVISION	DESIGNED BY
02/22/05	R. Snyder
DATE	DATE
0	XXXX

**LexisNexis®**  
Data Center &  
Network Services

A



