



The Les Paul Forum

www.lespaulforum.org

[Edit Profile](#) [Register](#) [Calendar](#) [Search](#) [Forum](#)

[The Les Paul Forum Homesite](#)

[Les Paul Forum
Donations & Merchandise](#)

[Les Paul Forum](#) > > [Amplifiers](#) > **Anybody here use a Champ (or equivalent)?**

[◀ Last Thread](#) [Next Thread ▶](#)

Author	Thread
<p>rockandroller Les Paul Forum Member</p> <p>Registered: Apr 2002 Location: Moscow, Russia Posts: 119</p>	<p>Anybody here use a Champ (or equivalent)?</p> <p>I had a silverface but i left it in canada. i am jonesing for some real tube tone, and figured i can probably build something pretty easy. (lotsa tube technology here in russia) thanks to all those handy schematics out there on the web. I do have an electronics tech certification, so i could build most anything. (once i crossed a traynor YBA with a Boogie Mk IIb) BUT i just want something mega-simple, as i wont be gigging with it</p> <p>I would like a tiny little amp i can use for recording: just plug the guitar in, turn it up to 10 and go! I think 5 watts is enough to get some feedback if i put the guitar strings right close to the speaker</p> <p>Can anybody suggest anything they like better than a Champ?? I will be running an LP with P-90s into it, and maybe an old strat once in a while</p> <p>tanks!</p> <p style="text-align: right;">IP: Logged</p>
<p>04-16-02 11:09 PM</p>	<p style="text-align: right;">Edit Quote</p>



Tim C.
Captain Coffeehead
Les Paul Forum Moderator



Registered: Jul 2001
Location: Driving 120+ mph....legally!
Posts: 1127

5E3 tweed Deluxe.
Simple and toneful. Not that much harder to build than a **Champ**.
I built one from scratch including the chassis, etc. If I can do it , so can you. 😊
Tim C. 🗑️

IP: [Logged](#)

04-17-02 12:00 AM



Edit Quote


Dave Paetow
Administrator
LP Forum Founder



Registered: Jul 2001
Location: Connecting with the universal forces that surround us all
Posts: 3597

I like the tweed Champs better than the later ones, they really rip.

Dave Paetow
Les Paul Forum Founder



IP: [Logged](#)

04-17-02 12:03 AM



Edit Quote

Tim C.
Captain Coffeehead
Les Paul Forum Moderator



Registered: Jul 2001
Location: Driving 120+ mph....legally!
Posts: 1127

10-4 on that Dave 😊
Actually a tweed **Champ** circuit in a larger cabinet with a 10 or 12 inch speaker sounds very good too.
Tim C.

IP: [Logged](#)

04-17-02 12:10 AM



Edit Quote

Guildx700~
I want a new title!



Registered: Dec 2001
Location: way down by teh methane sea ~ ~
Posts: 1148

Long before I knew of the lore & legend of the mighty Li'll **Champ**..... I was jamming 20+ years ago at a guys house one weekend. I had my trusty 1979 Gibson Explorer with real PAF's in it running into a Boss OD-1 straight into a friends beat up old **Champ** running wide open miked into the PA with a Newmann mike.

I have a recording of that jam.

To this day it is one of my finest sounding off the cuff jams. 🗑️

"Well my arrows are made of desire
From far away as Jupiter's sulphur mines...."



Last edited by Guildx700~ on 04-17-02 at 12:26 AM

IP: [Logged](#)

04-17-02 12:24 AM



Edit Quote

<p>Tim C. Captain Coffeehead Les Paul Forum Moderator</p>  <p>Registered: Jul 2001 Location: Driving 120+ mph....legally! Posts: 1127</p>	<p>GuildX700</p> <p>I bet you wish you had that Neumann microphone now don't you. 😊 They are pretty pricey.</p> <p>Tim C.</p> <p style="text-align: right;">IP: Logged</p>
<p>04-17-02 12:33 AM</p>	<p style="text-align: right;">email <i>Edit</i> <i>Quote</i></p>
<p>Guildx700~ I want a new title!</p>  <p>Registered: Dec 2001 Location: way down by teh methane sea ~ Posts: 1148</p>	<p>Yup...I've seen some fairly high prices for em. :(</p> <p>well at least I've still got part of that setup, still got the PAF's in the Explorer. I paid \$75 each for em back then! 😊</p> <p>"Well my arrows are made of desire From far away as Jupiter's sulphur mines...."</p> <p style="text-align: right;">IP: Logged</p>
<p>04-17-02 12:48 AM</p>	<p style="text-align: right;">email www <i>Edit</i> <i>Quote</i></p>
<p>lefty Les Paul Forum Member</p>  <p>Registered: Aug 2001 Location: The Les Paul Hotel California Posts: 305</p>	<p>I've got several Champs. I like Tweed the best and my '62 gets used all the time. It breaks up easily and cleans up when you turn down the guitar volume. I've put a Weber P8SS in mine, which helps a lot.</p> <p>I have a '70 Champ which I rebuilt to Tweed specs, more or less. It's got a Weber P8R in it. It absolutely rocks. I take them both to practices all the time.</p> <p>If you build or mod one, use a 5Z4 instead of the 5Y3 and use the best NOS 6V6 you can find. Add an RCA 12AX7 and light it up!</p> <p style="text-align: right;">IP: Logged</p>
<p>04-17-02 02:45 AM</p>	<p style="text-align: right;">email www <i>Edit</i> <i>Quote</i></p>
<p>Burstboy Dr. Nick 'Hi Everybody'</p>  <p>Registered: Aug 2001 Location: Moving Ahead Posts: 2003</p>	<p>'65 Vibro-Champ....my practice amp, and I love it.</p> <p>"Let's head down to the maternity ward. You know those chicks put out".</p> <p style="text-align: right;">IP: Logged</p>
<p>04-17-02 03:19 AM</p>	<p style="text-align: right;">email <i>Edit</i> <i>Quote</i></p>
<p>60burst Forum Moderator</p> <p>Registered: Jul 2001 Location: Tulsa, Oklahoma Posts: 2512</p>	<p>You want something better than a Champ? Step up to the 10 watt amps. There is a world of difference. They really are not that much louder than a Champ but sound so much better. I have 5 or 6 Champs that I never use but my tweed Harvard and my AC10 get used all the time.</p> <p style="text-align: center;">60Burst</p> <p style="text-align: right;">IP: Logged</p>
<p>04-17-02 04:40 AM</p>	<p style="text-align: right;">email <i>Edit</i> <i>Quote</i></p>

<p>rays44 Les Paul Forum Member</p> <p>Registered: Jul 2001 Location: New Jersey Posts: 381</p>	<p>Have a champ 2 and a super champ, both 18 watts I believe. I use them both through a 1x12 vintage 30 cab. Plenty of volume and tone for my needs, I actually prefer the cheaper champ 2. Sounds amazing with a strat. Gotta have an extention cab though otherwise they're way to constricted.</p> <p style="text-align: right;">IP: Logged</p>
<p>04-17-02 05:16 AM</p>	<p>email <i>Edit Quote</i></p>
<p>Don Les Paul Forum Member</p> <p>Registered: Dec 2001 Location: Massachusetts Posts: 98</p>	<p>My silver face Vibro Champ sounds wicked when I run an extension cable from it to the original Jensens in my '66 Vibrolux Reverb. The sound is huge.</p> <p style="text-align: right;">IP: Logged</p>
<p>04-18-02 02:20 AM</p>	<p>email <i>Edit Quote</i></p>
<p>GuitarG Les Paul Forum Member</p>  <p>Registered: Jul 2001 Location: Foley, AL Posts: 404</p>	<p>quote:</p> <hr/> <p><i>Originally posted by Burstboy</i> '65 Vibro-Champ....my practice amp, and I love it.</p> <hr/> <p>Me too. Mine's a 64 and that's what I use around the house most of the time. I had my champ playing in my garage the other night. Not too loud, turned up to about 4 or so but I was playing with the garage door open. After about a half an hour, a pickup truck pulls up in front of my house and a guy jumps out and says "Man, I've been sitting on my porch drinking beer and listening to you. Sounds great" I asked where he lived and he said he lived about a MILE and A Half away. Whoa!! He said he could hear every note and even told me a couple of riffs I was doin'. Now granted I live out in the country and it was a straight shot across a farmer's field to his house.,but still. My little champ was gettin' out! I love my champ and use it almost every day. I've had it for a long time, 15 years or so, and just treated it to a complete overhaul.</p> <hr/> <p>Taste, Tone, Tenacity</p> <p style="text-align: right;">IP: Logged</p>
<p>04-18-02 11:58 AM</p>	<p>email <i>Edit Quote</i></p>
<p>blauserk Les Paul Forum Member</p> <p>Registered: Mar 2002 Location: Posts: 8</p>	<p>I have a '66 Vibro-Champ, and I love it. I am constantly amazed by all the different great tones you can get out of it. Plus, you can dime it without irritating the neighbors or seriously impairing what remains of your hearing. I'd sell off most my guitars before I'd sell it.</p> <p style="text-align: right;">IP: Logged</p>
<p>04-18-02 01:28 PM</p>	<p><i>Edit Quote</i></p>
<p>LHakim Les Paul Forum Member</p> <p>Registered: Jul 2001 Location: The United States of Existence Posts: 848</p>	<p>quote:</p> <hr/> <p><i>Originally posted by Don</i> My silver face Vibro Champ sounds wicked when I run an extension cable from it to the original Jensens in my '66 Vibrolux Reverb. The sound is huge.</p> <hr/> <p>I've done that same thing. Its not just huge, its ear-bleeding loud.</p> <p>I wasn't much for the vibrochamp though until I modded mine by clipping the nfb wire and and the resistor off the bass pot. Really opened up the sound of the amp, made it gainier and louder. I have a recording of it and you would swear I was playing through one of the best Marshalls you ever heard.</p> <p style="text-align: right;">IP: Logged</p>
<p>04-18-02 02:18 PM</p>	<p>email <i>Edit Quote</i></p>

GuitarC
Les Paul Forum Member



Registered: Jul 2001
Location: Foley, AL
Posts: 404

quote:

Originally posted by LHakim

I wasn't much for the vibrochamp though until I modded mine by clipping the nfb wire and and the resistor off the bass pot.

Hmmm,
I might have to try that. Could you give me a little more detail as to what is involved.
nfb=negative feedback right?

Taste, Tone, Tenacity

IP: [Logged](#)

04-18-02 02:24 PM



Edit Quote

halouis
Les Paul Forum Member



Registered: Oct 2001
Location: land of the lost
Posts: 602

quote:

Originally posted by lefty

If you build or mod one, use a 5Z4 instead of the 5Y3 and use the best NOS 6V6 you can find. Add an RCA 12AX7 and light it up!

Yes **Champ** ... gooood. no great. i love my 59 tweed, and usually play it through a 1x10 closed cab. wanna try a 12" or maybe 2x10.

LEFTY: explain me the difference that will happen using a 5Z4 rectifier. what will end effect? thanks.

huh ??? what ???

IP: [Logged](#)

04-18-02 04:41 PM



Edit Quote

1959burst
Mesa Master



Registered: Jul 2001
Location: "CAN YOU 'EAR THE SUSTAIN?"
Posts: 3065

i love tweed 50's champs.....oh baby! 🙌

i'm the real 1959burst not that asshole bruce patterson (1959burst on the gibson forum)....also i'm teh administrator of teh MESA/BOOGIE FORUM

IP: [Logged](#)

04-18-02 05:07 PM



Edit Quote

lefty
Les Paul Forum Member



Registered: Aug 2001
Location: The Les Paul Hotel California
Posts: 305

quote:

Originally posted by halouis

LEFTY: explain me the difference that will happen using a 5Z4 rectifier. what will end effect? thanks.

A 5Z4 is electrically equivalent to a 5Y3 with the exception that the cathode is indirectly heated. What that means is that it is slow to turn on, and so the high **voltage** DC ramps up slowly, instead of coming on all at once as with a 5Y3. That slow turn on helps protect your power tube from seeing high **voltage** while it's still relatively cold, thus extending its life.

I pay a lot for NOS power tubes and the 5Z4 is cheap protection. I use them in all 5Y3 rectified amps that do not have a standby switch, such as a Champ.

IP: [Logged](#)

04-18-02 05:21 PM



Edit Quote

<p>LHakim Les Paul Forum Member</p> <p>Registered: Jul 2001 Location: The United States of Existence Posts: 848</p>	<p>GuitarG, do a search for an old thread I started called Negative Feedback, and that will give you a ton of information and interesting reversible mods you can perform on bf and sf champs & vibrochamps. In later champs there are two wires connected to the speaker jack. One goes to the transformer--leave that one alone. The other one leads to a resistor--clip or unsolder that one at the jack. No more negative feedback. Looking at the bass pot from within the chassis, follow the leads connected to another resistor, and clip at the pot. You have now bypassed the tonestack freeing up ALOT of frequencies and harmonics that were getting choked. You have also lost the your amp's tone control but the amp is now more sensitive to tone changes from the guitar. My comments above may have sounded like hyperbole but they're not. With these changes the vibrochamp is now my most aggressive sounding amp, with a tight slamming low end, and goes into controlled multi-harmonic feedback easier than my other amps do. 😊</p> <p style="text-align: right;">IP: Logged</p>
<p>04-18-02 05:27 PM</p>	<p>email Edit Quote</p>
<p>halouis Les Paul Forum Member</p>  <p>Registered: Oct 2001 Location: land of the lost Posts: 602</p>	<p>cool thanks. i had no idea about that, but it makes sense.</p> <p>huh ??? what ???</p> <p style="text-align: right;">IP: Logged</p>
<p>04-18-02 05:28 PM</p>	<p>email Edit Quote</p>
<p>TimH Les Paul Forum Member</p> <p>Registered: Jul 2001 Location: Atlanta, Ga Posts: 20</p>	<p>Hey, I've got a mid 70's silverface champ that I've done some mods to, I did the "Champ Mod" from the second Gerald Weber book. It calls for removing the tone controls, changing the feedback resistor value and a few other things. (If you are fair with a soldering iron the changes are pretty easy)..I also put a Weber P8 alnico in, and have been using a JAN 5881 in place of the 6V6. I've used an RCA grey plate 6V6, a couple of Visseaux 's, a Svetlana 6L6 and the 5881 sounds the best. I use my 81 Heritage Elite80 with PAF's through it, and with the volume at about 9.5 - 10 , the sound is close to Clapton's "Bluesbreaker" tone. I use it frequently through my friends PA with a light touch of 'verb and it sounds great. The mods described in the book are very inexpensive, brings the circuit close to Tweed Champ specs, and is completely reversible. I wouldn't advise performing this on a blackface Champ, but a newer silver face champ would be game...I bought mine for \$150 about 3 years ago....the 2nd largest investment is the speaker...otherwise very low overhead. Drop me an e-mail if you have more questions.....</p> <p style="text-align: right;">IP: Logged</p>
<p>04-18-02 09:25 PM</p>	<p>email Edit Quote</p>
<p>GuitarC Les Paul Forum Member</p>  <p>Registered: Jul 2001 Location: Foley, AL Posts: 404</p>	<p>LHakim I went back to the old thread and you're right, there's a lot of good info there. I think I'll try the nfb mod this weekend. Using a pot on it, like Ed A, sounds like a good idea. I don't know if I want it disconnected all the time, so a level control sounds like a good idea. Or maybe an on off switch. What type of switch would I use to bring the nfb in and out of the circuit? Thanks for all the info and help.</p> <p>Taste, Tone, Tenacity</p> <p style="text-align: right;">IP: Logged</p>
<p>04-19-02 11:15 AM</p>	<p>email Edit Quote</p>
<p>Don Les Paul Forum Member</p> <p>Registered: Dec 2001 Location: Massachusetts Posts: 98</p>	<p>I just removed the nfb and bass pot resistor. Wow! This thing rips! It's loud, but there's no headroom at all. It's crunchy with my Les Paul at with the volume at 3. I've got the Torres mod in there too. I always thought that mod sounded a little artificially crunchy, especially at higher volume. Maybe I should change that back to stock to get a little less gain. I'm be interested in the mods in Weber's book though. TimH, what value resistor did Weber say to put on the nfb?</p> <p><i>Last edited by Don on 04-19-02 at 12:17 PM</i></p> <p style="text-align: right;">IP: Logged</p>
<p>04-19-02 12:15 PM</p>	<p>email Edit Quote</p>

GuitarC
Les Paul Forum Member



Registered: Jul 2001
Location: Foley, AL
Posts: 404

Don,
I had the Torres mod in my '64 for a few years but I took it out. It was OK but I guess I got tired of it. Hopefully I'll have the time this weekend to do the nfb mod.

Taste, Tone, Tenacity

IP: [Logged](#)

04-19-02 01:02 PM



[Edit](#) [Quote](#)

DrBob
Les Paul Forum Member



Registered: Mar 2002
Location: Chicagoland
Posts: 357

Helpful DIY building tips

quote:

Originally posted by rockandroller

I would like a tiny little amp i can use for recording: just plug the guitar in, turn it up to 10 and go! I think 5 watts is enough to get some feedback if i put the guitar strings right close to the speaker

Can anybody suggest anything they like better than a Champ?? I will be running an LP with P-90s into it, and maybe an old strat once in a while

If you'll be building a **Champ**, I'd suggest the following:

Good recommendations so far have been the 5E3 Tweed Deluxe and the Harvard, both of which are great amps. But as you probably already know, Single ended Class A amps like the **Champ** definitely sound different than the Push-Pull topology amps like the tweed Deluxe and Harvard. That second tube doesn't only change the power output; the difference in topology markedly changes the tone of the amp. It sounds like you're interested in a single-ended amp, so I'll make my recommendations based on amps using that topology.

Based on your 5-watt studio type needs, a **Champ** definitely sounds like it will fit the bill. If you need more power, another option would be to build a **Champ** that uses two single-ended 6V6 tubes operating in parallel. You'll obviously need a beefier (5E3) PT. For higher power you can run both tubes, for lower power, install a switch that will run only one of the two tubes. Wire it up so that you can alternate which socket is active when you run only one. If you get really sophisticated, and buy a "universal" topology OT, you can wire-up a multi-pole rotary switch to change the topology from a double **champ** to a 5E3.

There are a few other interesting mods that you may want to consider:

If you're building to BF or SF specs, configure the amp to allow the tone stack to be switched out of the preamp circuit. This will change the impedance the preamp stage, and give you "tweed like" tones out of your preamp.

Install another switch to enable/disable a NFB loop to modulate the distortion level. Some people have advocated using a variable resistor there. Practically speaking, a switch is good enough and a pot is overkill.

if you're building from scratch, the two most important considerations are (a) B+ **voltage**, and (b) output transformer. BF and SF champs use plate voltages that are way too high IMHO for good sound. Keep the plate **voltage** down to about 350v on the 6V6 and you'll get that authentic ripping tweed tone that Dave Paetow is so fond of. The higher voltages like the BF and SF champs will give you a cleaner sound and a bit more power, at the expense of tube life.

perhaps most importantly, oversize the OT in your project amp. The SF and BF champs made a major design concession in the OT in order to produce a cheap student amp. This is in marked contrast to the tweed princeton, which used a significantly heavier OT in essentially the same circuit. Putting a tweed **Champ** and a tweed Princeton side by side, the Princeton is a far better amp. the only difference between them is the size of the OT. You get what you pay for.

One mod that's absolutely necessary is to put in a standby switch. As Lefty noted, a good option for people that don't want to hack up a vintage amp is to use a rectifier that is indirectly heated.

One thing that I have done in a DIY Tweed Princeton mutant that was a lot of fun was to put the bias collision vibro circuit into an amp with the tweed B+ voltages. It may sound sacrilegious, but it's really a great mod.

If you should decide to go with the push-pull topology, my suggestion would be a 5E9-A Tremolux! Alot like a 5E3 with tremolo.

Going back to single ended topology, along the same line of thinking as the **Champ**, there are some other options worth considering, such as the [AX84 Project's P1 Amplifier](#), or [High Octane](#) amp, both of which are single-ended Class A EL84 amps.

HTH

Bob

Gentlemen... Start Your Engines!


Last edited by DrBob on 04-20-02 at 04:19 AM

IP: [Logged](#)

04-19-02 11:38 PM



[Edit](#) [Quote](#)

<p>NBlair930 Les Paul Forum Member</p> <p>Registered: Jul 2001 Location: Posts: 178</p>	<p>I believe two very respected amp techs have told me that on lower wattage amps (e.g. Tweed Champ & Tweed Deluxe) that a "Standby" switch is not 100% necessary upgrade (Leo did not put them in -was he just being cheap?). While it saves the power tubes from a "quick" hit of voltage during turn on, they say they have seen hundreds of these amps come in for servicing from their 1st owners with their ORIGINAL tubes still in perfect operating condition. Explain.</p> <p><i>Last edited by NBlair930 on 04-21-02 at 02:03 AM</i></p> <p style="text-align: right;">IP: Logged</p>
<p>04-20-02 10:46 AM</p>	<p>email <i>Edit Quote</i></p>
<p>TimH Les Paul Forum Member</p> <p>Registered: Jul 2001 Location: Atlanta, Ga Posts: 20</p>	<p><Don> As per the Weber book" From the speaker jack there will be a wire running to the bd connected to a 2700 ohm resistor . This is the feedback resistor. You are going to replace it with a 22k resistor but will be connected differently. One lead of resistor goes to the same eyelet that the wire from the speaker goes, but the other end goes to pin 8 of the 12AX7. There is a wire already attached there, make sure sure it remains attached." I've got jpg's of the entire mod if anyone is interested.</p> <p style="text-align: right;">IP: Logged</p>
<p>04-21-02 03:18 PM</p>	<p>email <i>Edit Quote</i></p>
<p>Dewey The Czar</p>  <p>Registered: Jul 2001 Location: Miami, FL Posts: 583</p>	<p>moscow, russia</p> <p>....Moscow, Russia? I have a lady friend there as we speak...it's her last stop before the US of A 🙄</p> <p>...Ah, life is generally good!</p> <p style="text-align: right;">IP: Logged</p>
<p>04-21-02 05:07 PM</p>	<p>email <i>Edit Quote</i></p>
<p>lefty Les Paul Forum Member</p>  <p>Registered: Aug 2001 Location: The Les Paul Hotel California Posts: 305</p>	<p>quote:</p> <hr/> <p><i>Originally posted by NBlair930</i> I believe two very respected amp techs have told me that on lower wattage amps (e.g. Tweed Champ & Tweed Deluxe) that a "Standby" switch is not 100% necessary upgrade (Leo did not put them in -was he just being cheap?). While it saves the power tubes from a "quick" hit of voltage during turn on, they say they have seen hundreds of these amps come in for servicing from their 1st owners with their ORIGINAL tubes still in perfect operating condition. Explain.</p> <hr/> <p>It not the power of the amp that's the issue, it's the B+ voltage. A BF or SF Champ still has 400+ Volts on the plate. When the full B+ voltage hits the plates of the power tubes before the cathode is at operating temperature it's not good for the tube. These old amps were made when RCA blackplate tubes were current production and cheap. That's not true anymore.</p> <p>Why take the chance? When I've got tubes in my amp that they just don't make anymore, I'll do whatever makes sense to protect, 'em. YMMV.</p> <p style="text-align: right;">IP: Logged</p>
<p>04-22-02 08:03 PM</p>	<p>email www <i>Edit Quote</i></p>
<p>John Catto Guitar Surgeon</p>  <p>Registered: Jul 2001 Location: London England Posts: 705</p>	<p>I've got a late '64 which is the last version of the tweed style champ but with black Tolex covering, the black rubber handle and a black "lapsteel" style Fender logo. Otherwise same box and same circuit spec. GuitarG is your '64 like that or Tweed?</p> <p style="text-align: right;">IP: Logged</p>
<p>04-24-02 12:32 PM</p>	<p>email www <i>Edit Quote</i></p>

TBR623
Les Paul Forum Member

Registered: Dec 2001
Location: Denville, New Jersey
Posts: 29

I recently had Kendrick build me a 118 which is essentially the original **champ** circuit with a beefier output. I use a Mullard 5AR4 rectifier, an NOS black plate RCA 6V6 and a Bugle boy 12AX7. When I plug in my R8 it always puts a smile on your face. Normally I plug straight in but lately Ive used a Tube screamer and a digital reverb/delay pedal in the chain. Its a fun toy.

IP: [Logged](#)

04-24-02 11:10 PM

[Edit](#) [Quote](#)

fish
Les Paul Forum Member

Registered: Jul 2001
Location:
Posts: 227

Anybody here use a Champ (or equivalent)?

I accidentally discovered a real cool type **champ**, although I do have a '59 tweed **champ** too. Anyways, this amp is a Selmer futurama corvette, and its tube compliment is an ez80 rectifier, one el84, and two 12ax7s. The amp has tremelo and runs through a goodman 10" alnico speaker. The cool thing about this amp, unlike a tweed **champ** which starts to fart out at around 8 with humbuckers or 10 with single coils, this thing does not. The overdrive is great and I find the tone a little brighter/better clarity, which of course you can back off on the amp's tone control (or your guitar)and get more of the tweed **champ** tone. Either pauls or strats sound real good through this. One thing though if you ever find one, you need a step up transformer, as it runs on 240.

Last edited by fish on 04-25-02 at 12:53 AM


IP: [Logged](#)

04-25-02 12:52 AM

[email](#)

[Edit](#) [Quote](#)

GuitarG
Les Paul Forum Member



Registered: Jul 2001
Location: Foley, AL
Posts: 404

quote:

Originally posted by John Catto
I've got a late '64 which is the last version of the tweed style **champ but with black Tolex covering, the black rubber handle and a black "lapsteel" style Fender logo. Otherwise same box and same circuit spec. GuitarG is your '64 like that or Tweed?**

John,
Mine is a very early Blackface. When I did a serial# lookup on it years ago, it came up as a '64 and I have always refered to it as such. I am familiar with the black tolex tweed style. They are very cool amps.

Taste, Tone, Tenacity


IP: [Logged](#)

04-25-02 02:37 AM

[email](#)

[Edit](#) [Quote](#)

John Catto
Guitar Surgeon



Registered: Jul 2001
Location: London England
Posts: 705

Hey, they were busy that year, three different versions of one amp in one year!

IP: [Logged](#)

04-25-02 09:33 AM

[email](#) [www](#)

[Edit](#) [Quote](#)


All times are GMT. The time now is 06:11 AM.

[Reply](#)

[Last Thread](#) [Next Thread](#)

Forum Jump:

[< Contact Us - Les Paul Forum Homesite >](#)



Les Paul Forum Administrators

[Dave Paetow](#) ~ Administrator / Founder & Host

[NewOldCokeDave](#) ~ Administrator / Treasurer

[Lily](#) ~ Administrator / Webmaster

The Les Paul Forum is a non-profit organization.
The Les Paul Forum is in no way affiliated to Gibson Musical Instrument Corporation.
All trademarks are the property of GMI.